PUKASKWA 20 DOUBLE

A fun easily paddled strip/epoxy build, designed with enough capacity to allow you and a companion to get out and explore.

Length 20 ft. 6.1 m.
LWL 18 ft. 3/4 in. 5.51 m.
Beam @ Deck 27.5 in. 70 cm.
Beam @ WL 26.25 in. 66.75 cm.
Displacement @ Designed Waterlie
450 lbs. 204 kg.
Max. Recommended Capacity
800 lbs. 363 kg.
Cockpit Depths
Fwd. 11 in. 28 cm.
Aft. 11.5 in. 29 cm.

Plan Set

The plan set that provides the information needed to construct theboat. It does not contain a manual making them more suitable for those with experienceor have spent time reading about the build method in one or more of the many books onthe subject that are available.

12 sheets full size mold & form patterns
1 full size cockpit pattern
2 sheets full size bulkhead drawings
1 shop drawing
1 sheet construction details

LINES PLAN



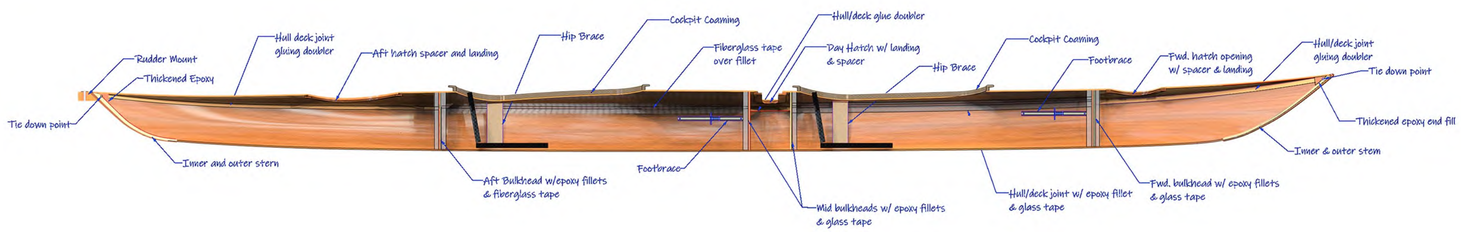

The Basic Pieces

2 gallons of epoxy w/ hardener & metering pumps
1,197 linear ft. of 3/4 " cedar strips
increase by 20% for 5/8 [16mm] strips
20 yds. 6 oz. boat cloth
2 pair foot braces- your choice here will be influenced by whether or not you would like to install a rudder
2 seats w/ backbands
6mm marine plywood cockpit, bulkheads & hip braces

Other Needs & Options

Safety gear, gloves, glasses etc.
Stongback to mount the molds
Laminating supplies
Accent wood strips
Rudder
Cutting your own strips
Options and start point will affect the number and types of tools needed.

Typical Pattern Sheet

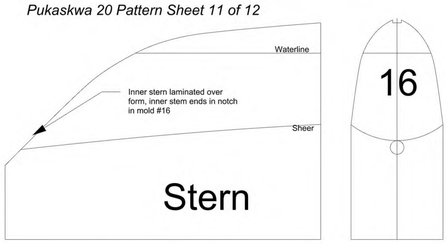

Customer built boat.
Photo Coutesy RHW

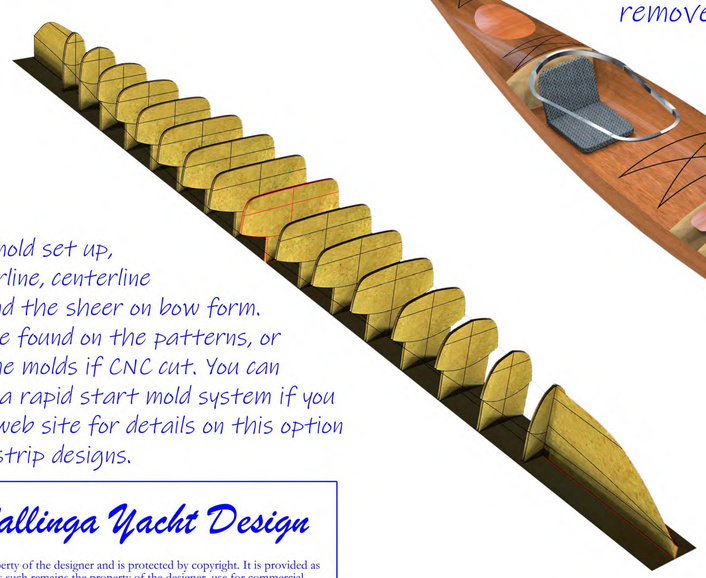

Rendering of mold set up, showing waterline, centerline deck shape, and the sheer on bow form. These lines are found on the patterns, or scribed into the molds if CNC cut. You can also purchase a rapid start mold system if you wish see the web site for details on this option for our cedar strip designs.

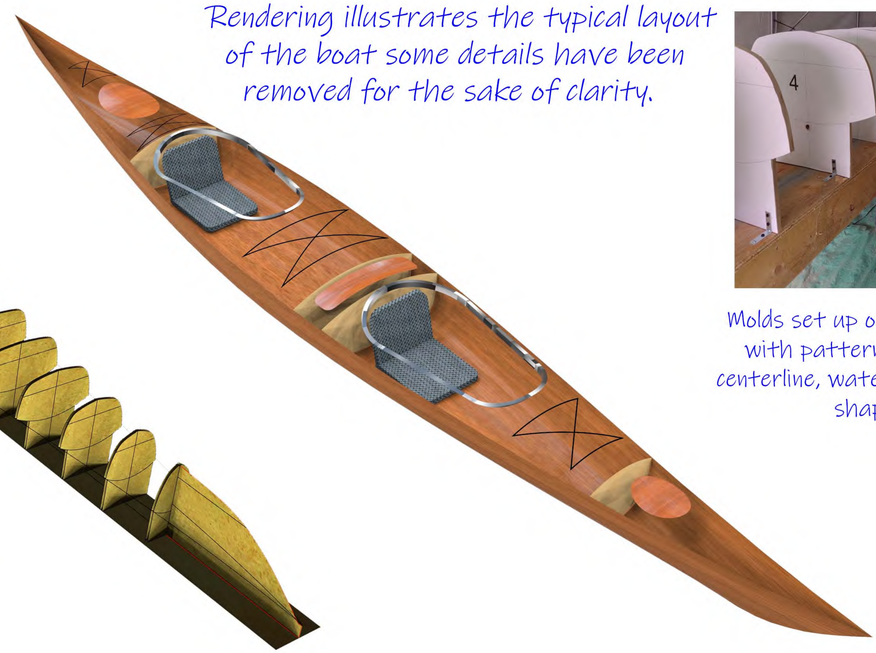

Rendering illustrates the typical layout of the boat some details have been removed for the sake of clarity.

Molds set up on strongback with patterns showing centerline, waterline and deck shape.



Laminating the inner stem pattern is on other side of form. Builders existing strongback was a bit short but end form was well secured using angled brakets.

Example of Deatil From Construction Details Drawing

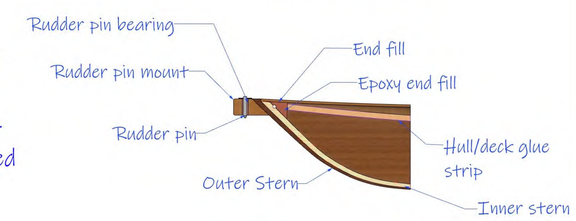

© Otto Vallinga Yacht Design

This design is the intellectual property of the designer and is protected by copyright. It is provided as an instrument of service and as such remains the property of the designer, use for commercial purposes, sale or transfer to any third party is expressely prohibited without the permission of the designer.

Design: *Pukaskwa 20*
Dwg: *Study Plan*